




**Integrated Air® ventilation elements**  
Prevention of condensate water in preservation of protection class IP65



**Height-adjustable standard rail**  
For serial installation devices sizes 1 to 3 and special designs




**Labelling for installation dimensions**  
Engraved dimensions simplify installation



**Combinable**  
Easy to combine laterally via optional M50 combination connectors




**Lateral knock-outs M40/M50**  
Option for Schuko sockets




**Three-point installation**  
Easy installation via keyhole mounting



**Metric knock-outs**  
A number of knock-outs enable variable cable entries



**150 mm rail spacing**  
Offers plenty of space for wiring



**Optional exterior installation**  
Installation via external installation lugs



**Optimised hinged window**  
With ergonomically shaped grips for simple opening and replacement of the door hinge



**New installation option**  
Installation outside of sealing area suitable for systems featuring a maximum measured insulation voltage of 1000V AC / 1500V DC



**Lid able to be lead-sealed**  
Protects against unauthorised access



## Surface-mounted small distribution boards IP 65

**High-value distribution boards with an increased protection level and further special, technical features for harsh and challenging environments.** Currently, the need for solutions for decentralised mains connections, especially in harsh environments and in outdoor areas, is increasing enormously.

Our machine enclosures, ISO-distribution boards, and the new modular mains connection enclosures and distribution board are in demand in outdoor areas where electrical energy needs to be provided, distributed, and metered, in outdoor cabinets, in traffic and control engineering, for outdoor street furniture, at stations, charging poles, etc.



**Cable cover fastener**  
Follow-up installation of optional cable cover possible



**DLG focus test: Ammonia resistance**  
Resistance against stable air for at least 20 years



**Indoor and outdoor installation**  
One distribution board for every application



Visit us on Facebook!  
[www.facebook.com/spelsberg.de](http://www.facebook.com/spelsberg.de)



Follow us on Twitter!  
[www.twitter.com/spelsberg](http://www.twitter.com/spelsberg)

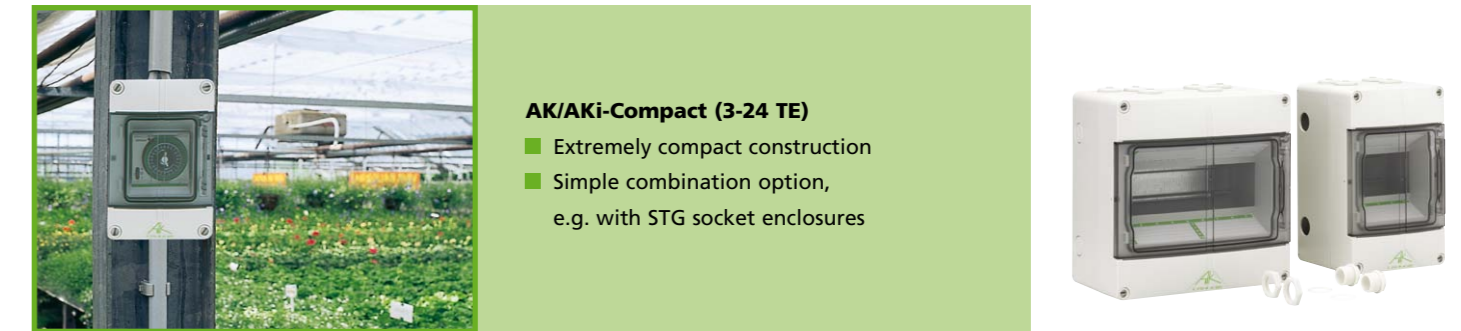
Günther Spelsberg GmbH + Co. KG

**Headquarter**  
Im Gewerbepark 1, D-58579 Schalksmühle, Germany  
Postfach 15 20, D-58571 Schalksmühle, Germany  
Tel: +49 (0) 23 55 8 92-0  
Fax: +49 (0) 23 55 8 92-299  
E-mail: [info@spelsberg.de](mailto:info@spelsberg.de)  
Internet: [www.spelsberg.de](http://www.spelsberg.de)

**Buttstädt factory**  
Vor dem Lohe 3, D-99628 Buttstädt, Germany  
Postfach 30, D-99627 Buttstädt, Germany  
Tel: +49 (0) 3 63 73 98-400  
Fax: +49 (0) 3 63 73 98-499



Compact, small distribution board, surface-mounted IP 65			Small distribution board with ventilation elements, surface-mounted IP 65																																						
Interior area	Protected outdoor area		Outdoor area																																						
AK Compact	AKi Compact		AK Air	AK-Plus Air with additional connection space	AK-F Air Flange-type	AK-F Plus Air Flange-type with additional connection space																																			
<b>AK 03</b> Small distribution board 3 modules 1-row 100 x 150 x 96 mm  735 403 01	<b>AKi 03</b> Small distribution board 3 modules 1-row 100 x 150 x 96 mm  736 403 01		<b>AK 14</b> Small distribution board 14 modules 1-row 315 x 300 x 155 mm  733 414 01	<b>AK 14 Plus</b> Small distribution board 14 modules 1-row 315 x 450 x 155 mm  733 614 01	<b>AK-F 14</b> Small distribution board 14 modules 1-row 315 x 300 x 155 mm  733 514 01	<b>AK-F 14 Plus</b> Small distribution board 14 modules 1-row 315 x 450 x 155 mm  733 714 01																																			
<b>AK 05</b> Small distribution board 5 modules 1-row 125 x 200 x 122 mm  735 405 01	<b>AKi 05</b> Small distribution board 5 modules 1-row 125 x 200 x 122 mm  736 405 01		<b>AK 28</b> Small distribution board 28 modules 2-row 315 x 450 x 155 mm  733 428 01	<b>AK 28 Plus</b> Small distribution board 28 modules 2-row 315 x 600 x 155 mm  733 628 01	<b>AK-F 28</b> Small distribution board 28 modules 2-row 315 x 450 x 155 mm  733 528 01	<b>AK-F 28 Plus</b> Small distribution board 28 modules 2-row 315 x 600 x 155 mm  733 728 01																																			
<b>AK 09</b> Small distribution board 9 modules 1-row 200 x 200 x 122 mm  735 409 01	<b>AKi 09</b> Small distribution board 9 modules 1-row 200 x 200 x 122 mm  736 409 01		<b>AK 42</b> Small distribution board 42 modules 3-row 315 x 600 x 155 mm  733 442 01	<b>AK 42 Plus</b> Small distribution board 42 modules 3-row 315 x 750 x 155 mm  733 642 01	<b>AK-F 42</b> Small distribution board 42 modules 3-row 315 x 600 x 155 mm  733 542 01	<b>AK-F 42 Plus</b> Small distribution board 42 modules 3-row 315 x 750 x 155 mm  733 742 01																																			
<b>AK 12</b> Small distribution board 12 modules 1-row 250 x 200 x 122 mm  735 412 01	<b>AKi 12</b> Small distribution board 12 modules 1-row 250 x 200 x 122 mm  736 412 01		<b>AK 56</b> Small distribution board 56 modules 4-row 315 x 750 x 155 mm  733 456 01			<b>AK-F 56</b> Small distribution board 56 modules 4-row 315 x 750 x 155 mm  733 556 01																																			
<b>AK 24</b> Small distribution board 24 modules 2-row 250 x 370 x 122 mm  735 424 01	<b>AKi 24</b> Small distribution board 24 modules 2-row 250 x 370 x 122 mm  736 424 01		<b>AK 70</b> Small distribution board 70 modules 5-row 315 x 1,050 x 155 mm  733 470 01																																						
<b>Combination set for wall</b> <table border="1"> <thead> <tr> <th></th> <th>thickness/mm</th> <th>thread length/mm</th> <th>order no.</th> </tr> </thead> <tbody> <tr> <td>KS M20</td> <td>2 x 3.0</td> <td>12</td> <td>192 020 01</td> </tr> <tr> <td>KS M25</td> <td>2 x 3.0</td> <td>12</td> <td>192 025 01</td> </tr> <tr> <td>KS M25-large</td> <td>2 x 8.0</td> <td>22</td> <td>192 025 01</td> </tr> <tr> <td>KS M25</td> <td>2 x 3.5</td> <td>14</td> <td>192 032 01</td> </tr> </tbody> </table>				thickness/mm	thread length/mm	order no.	KS M20	2 x 3.0	12	192 020 01	KS M25	2 x 3.0	12	192 025 01	KS M25-large	2 x 8.0	22	192 025 01	KS M25	2 x 3.5	14	192 032 01	<b>Extension flange</b> including flange connector for sealing the face of AK-F enclosures <table border="1"> <thead> <tr> <th>Type</th> <th>Knock-outs</th> <th>Order no.</th> </tr> </thead> <tbody> <tr> <td>AK3 FL00</td> <td>without</td> <td>733 820 01</td> </tr> <tr> <td>AK3 FL01</td> <td>1 x M50/M40, 2 x M40/M32, 2 x M20</td> <td>733 821 01</td> </tr> <tr> <td>AK3 FL02</td> <td>5 x M25/M20, 6 x M20</td> <td>733 822 01</td> </tr> <tr> <td>AK3 FL13</td> <td>1 x M40/M32 and opening of flange type FL13</td> <td>733 828 01</td> </tr> </tbody> </table>				Type	Knock-outs	Order no.	AK3 FL00	without	733 820 01	AK3 FL01	1 x M50/M40, 2 x M40/M32, 2 x M20	733 821 01	AK3 FL02	5 x M25/M20, 6 x M20	733 822 01	AK3 FL13	1 x M40/M32 and opening of flange type FL13	733 828 01
	thickness/mm	thread length/mm	order no.																																						
KS M20	2 x 3.0	12	192 020 01																																						
KS M25	2 x 3.0	12	192 025 01																																						
KS M25-large	2 x 8.0	22	192 025 01																																						
KS M25	2 x 3.5	14	192 032 01																																						
Type	Knock-outs	Order no.																																							
AK3 FL00	without	733 820 01																																							
AK3 FL01	1 x M50/M40, 2 x M40/M32, 2 x M20	733 821 01																																							
AK3 FL02	5 x M25/M20, 6 x M20	733 822 01																																							
AK3 FL13	1 x M40/M32 and opening of flange type FL13	733 828 01																																							
			<b>Combination flange</b> including: Flange connector for face connector to AK-F <table border="1"> <thead> <tr> <th>Type</th> <th>Order no.</th> </tr> </thead> <tbody> <tr> <td>AK3 KFL</td> <td>733 829 01</td> </tr> </tbody> </table>				Type	Order no.	AK3 KFL	733 829 01																															
Type	Order no.																																								
AK3 KFL	733 829 01																																								
<b>Accessories as well as additional information can be found at <a href="http://www.spelsberg.com/ak">www.spelsberg.com/ak</a> or in the complete catalogue.</b>																																									



It can be so simple!  
One material – one distribution board!

The new AK Air small distribution board

UL listed versions available!

**All AK, AK-F, AK-Plus, and AK-F Plus types**

- With integrated Air ventilation elements
- Lateral combination
- VDE-certified
- DLC-certified

**AK (14-70 TE)**

- Individual enclosure
- 1- to 5-rows
- Face closed with metric knock-outs
- With screw-free PE/N terminal rails

**AK-F = (flange variation)**

- Flexible individual enclosure, ideal for customer-specific applications
- 1 to 4 rows
- 14 to 56 modules
- Face open
- Face combinable
- Various flanges for individual fitting (accessory)
- With screw-free PE/N terminal rails
- Flange for special solutions upon request

**AK-Plus**

- Additional connection space with 35 mm standard rails
- May be used above or below the series installation devices (revolving lid)
- 1 to 3-rows
- 14 to 42 TE
- Face closed with metric knock-outs

**AK-F Plus (flange variation)**

- Flexible individual enclosure, ideal for customer-specific applications
- Additional connection space with 35 mm standard rails
- May be used above or below the series installation devices (revolving lid)
- 1 to 3-rows
- 14 to 42 TE
- Face open
- Face combinable
- Various flanges for individual fitting (accessory)

